



## Login on Web meeting or Webinar

After received the confirmation link to the virtual meeting's signup, there are three ways to login on it:

**On Desktop:** Click on the link to be redirect to the registration page and then to install the Saba Meeting software.

**On Browser:** Click on the link to be redirect to the registration page. Don't install the Saba Meeting software and the browser will popup a option to login on the virtual meeting without need to install the Saba Meeting.

**On Mobile:** First, install the Saba Meeting's app in your device, then click on the link and fill in the requested information to login on the meeting.



\* The Java is required to login on desktop/browser. To download, visit: [https://www.java.com/pt\\_BR/download/](https://www.java.com/pt_BR/download/)

## DESKTOP



### 1 Login on virtual meeting

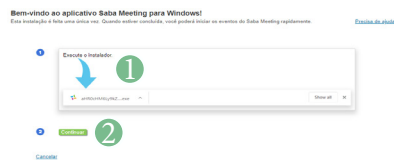


**1 - SYSTEM CHECK:**  
 Click on this option to check your system if it have the features necessary to run the Saba Meeting.

**2 - LANGUAGE OPTION:**  
 Choose your preference language.

**3 - ATENDEE:**  
 Put your e-mail address and click on "Atendee".

### 2 Saba Meeting installation



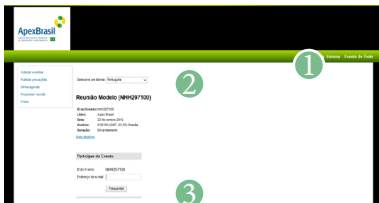
**1 - SABA MEETING INSTALLATION:**  
 After the automatic download of the installer, run it.

**2 - LOGIN ON MEETING:**  
 Click on the indicated button to login.

## BROWSER

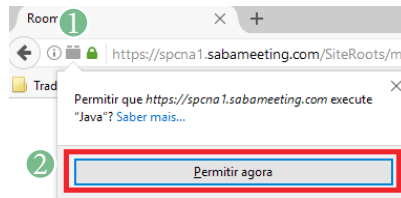


### 1 Login on virtual meeting



Follow the steps from the previous session.

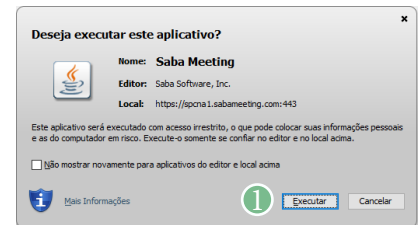
### 2 Enable the Java's plugin\*



**1 - ENABLE JAVA'S PLUGIN:**  
 Click on the plugin icon.

**2 - ENABLE:**  
 Click on the enable button.

### 3 Run Java\*



**1 - RUN:**  
 Click Run button.

\*\* Firefox 32 bits and version 51 or lower.

## MOBILE



Install the application, and then click the link submitted along with the virtual meeting signup confirmation. The application will open automatically and the meeting log screen appears.



Download the Saba Meeting app available in Google Play:  
<https://play.google.com/store/apps/details?id=com.saba.sabameeting>



Download the Saba Meeting app available in Apple Store:  
<https://itunes.apple.com/us/app/saba-meeting/id552858702?Wmt=8>

## ? DO YOU NEED SOME HELP?

If you have any question, contact our support at: [passaporte@apexbrasil.com.br](mailto:passaporte@apexbrasil.com.br)